

Portfolio objective

The Fund invests, directly or indirectly, in high-yield bonds, denominated in European currency and USD, issued by companies and financial institutions around the world. The investment process focuses on value addition through an active selection policy of sectors and individual bonds. The investment policy is aimed at achieving a higher total return than the benchmark.

Performance

Past performance does not predict future returns.

Annualized performance

	1MO	3MO	YTD	1YR	3YR	5YR	7YR	10YR	SI
Return Annualized (Net)	0.64	0.52	1.12	4.99	7.09	2.48	3.35	3.64	5.16
Benchmark Annualized	0.53	0.41	0.96	4.89	7.25	2.59	3.44	3.65	4.88

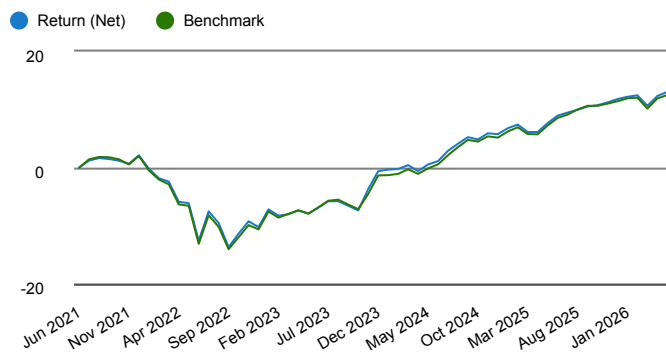
Discrete annual performance

The table below shows the rolling 12-month returns to the end of the reporting month in the year shown

	2026	2025	2024	2023	2022
Return Annualized (Net)	4.99	7.11	16.51	-1.92	-6.13
Benchmark Annualized	4.89	7.41	15.22	-1.44	-6.57

	2021	2020	2019	2018	2017
Return (Net)	14.92	-3.10	2.22	-0.04	11.19
Benchmark	13.15	-1.47	2.38	0.41	9.86

Cumulative five-year performance



The cumulative performance is based on total return data excluding management, service and entry or exit fees.

Key facts

Investment vehicle	AEGON Funds
Fund Launch	01 April 2005
Share Class Launch	19 March 2026
Benchmark	BBG High Yield Corporate - 2% Cap Index (Hedged to Euro) (70%), BBG Euro HY x Fin 3% issuer Constrained Hedged 100% to EUR hedge Index (30%)
SFDR Classification	8
Fund Base Currency	EUR
Fund Size	85,492,814
NAV	15.18
Fund Structure	FGR
Investment Manager	Aegon Investment Management B.V.
Sedol	
ISIN	NL0015073U44
Dividend Strategy	No dividend distribution
Valuation Point	17:00 CET

Costs

Management Fee	0.47%
Service Fee	0.03%
Subscription Fee	0.50%
Redemption Fee	0.50%
Ongoing Charges Fee	0.50%

The service fee is inversely scaled related to the fund size. The maximum applicable service fee is presented. The cost of investing will impact your investment. The return will be reduced by the fees and expenses that may be incurred in managing the investment. Fees may have a compounding effect. The ongoing charge figure is based on the actual expenses incurred in 2026.

Statistics

	1YR	3YR	5YR	SI
Tracking Error Active (Net)	0.52	0.47	0.54	1.11
Information Ratio (Net)	0.18	-0.34	-0.18	0.27

Risk and reward profile



Portfolio data

	Portfolio	Benchmark
Number of Issuers	228	1,110
Number of Issues	375	2,575
Average Credit Quality	BB-	BB-
Average Life (Yrs)	4.32	3.72
Yield to Maturity (%)	5.88	5.75
Yield to Worst (%)	5.46	5.39
Effective Duration (Yrs)	2.82	3.03
Modified Duration (Yrs)	3.58	3.72
Spread Duration (Yrs)	3.09	3

Top 10 issuers (%)

	Portfolio
ARDAGH GROUP SA	1.2
CELANESE US HOLDINGS LLC	1.2
CCO HOLDINGS LLC	1.2
PARK INTERMEDIATE HOLDINGS LLC	1.1
ZF EUROPE FINANCE BV	1.0
FORVIA SE	1.0
TENET HEALTHCARE CORP	1.0
LEVEL 3 FINANCING INC	1.0
EDP SA	0.9
POST HOLDINGS INC	0.8

Sector allocation (%)

	Portfolio	Benchmark
Consumer Cyclical	18.4	20.0
Capital Goods	13.2	9.5
Communications	12.5	16.9
Consumer Non-Cyclical	12.3	12.0
Basic Industry	10.8	6.4
Technology	7.9	8.1
REITs	3.6	1.5
Energy	3.4	8.4
Insurance	3.1	3.0
Electric	3.0	3.1

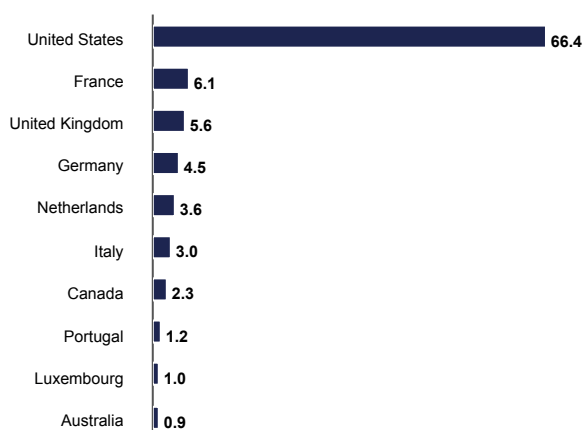
Ratings allocation



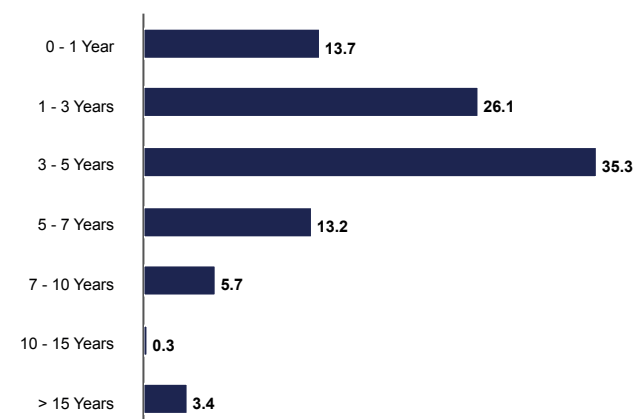
Currency exposure (%)

	Portfolio pre-hedge	Portfolio post-hedge
EUR	27.4	99.6
USD	69.9	0.3
GBP	2.7	0.1

Country allocation (%)



Maturity allocation (%)



Disclosures

For Professional investors only and not to be distributed to or relied upon by retail clients

This is a marketing communication. Please refer to the following legal documents of the UCITS before making any final investment decisions. Please refer to the Prospectus and the PRIIPs KID. The relevant documents can be found at aegonam.com. The principal risk of this product is the loss of capital.

Past performance does not predict future returns. Outcomes, including the payment of income, are not guaranteed.

All data is sourced to Aegon Asset Management (a trade name of Aegon Investment Management B.V.) unless otherwise stated. The document is accurate at the time of writing but is subject to change without notice. Data attributed to a third party ("3rd Party Data") is proprietary to that third party and/or other suppliers (the "Data Owner") and is used by Aegon Investment Management B.V. under license. 3rd Party Data: (i) may not be copied or distributed; and (ii) is not warranted to be accurate, complete or timely. None of the Data Owner, Aegon Investment Management B.V. or any other person connected to, or from whom Aegon Investment Management B.V. sources, 3rd Party Data is liable for any losses or liabilities arising from use of 3rd Party Data.

Aegon Asset Management Europe ICAV is an umbrella type open-ended investment company with variable capital, registered in the Republic of Ireland (Company No. C153036) at 25-28 North Wall Quay, International Financial Services Centre, Dublin 1. Board of Directors: N. Ford, S. Donald and B. Wright. Aegon Asset Management Europe ICAV is regulated by the Central Bank of Ireland. Aegon Investment Management B.V (Aegon AM NL) is the appointed management company. Aegon AM NL (Chamber of Commerce number: 27075825) is registered with and supervised by the Dutch Authority for Financial Markets (AFM).

Please note that not all sub-funds and share classes may be available in each jurisdiction. This content is marketing and does not constitute an offer or solicitation to buy any fund(s) mentioned. No promotion or offer is intended other than where the fund(s) is/are authorized for distribution.

Please visit <https://www.aegonam.com/about-us/contact-us/> for an English summary of investor rights and more information on access to collective redress mechanism.

Disclosures

For Professional Investors only and not to be distributed to or relied upon by retail clients.

This is a marketing communication. Please refer to the Prospectus of the Fund and to the Key Investor Information Document before making any final investment decisions. The relevant documents can be found at aegonam.com. The principal risk of this product is the loss of capital.

Past performance is not a guide to future performance. Outcomes, including the payment of income, are not guaranteed.

Costs may increase or decrease as a result of currency and exchange rate fluctuations.

All data is sourced to Aegon Asset Management unless otherwise stated. The document is accurate at the time of writing but is subject to change without notice. Data attributed to a third party ("3rd Party Data") is proprietary to that third party and/or other suppliers (the "Data Owner") and is used by Aegon Investment Management B.V. under licence. 3rd Party Data: (i) may not be copied or distributed; and (ii) is not warranted to be accurate, complete or timely. None of the Data Owner, Aegon Investment

Management B.V. or any other person connected to, or from whom Aegon Investment Management B.V. sources, 3rd Party Data is liable for any losses or liabilities arising from use of 3rd Party Data.

The subject fund of this marketing is a Netherlands domiciled Alternative Investment Fund. Aegon Investment Management BV is the Alternative Investment Fund Manager. Aegon Investment Management B.V. is registered with the Netherlands Authority for the Financial Markets as a licensed fund management company. On the basis of its fund management license Aegon Investment Management B.V. is also authorised to provide individual portfolio management and advisory services.

This report is based on the so-called "look through" principle. In other words, by looking through the Investment funds insight is provided in the positions of the securities at the lowest level. Via Aegon Investment Management B.V. you also may invest, directly or indirectly, in funds that are not administered by Aegon Investment Management B.V. We would point out that the funds that are not administered by Aegon Investment Management B.V., are not included in the look through reports. Therefore, we are unable to deliver a complete "look through". Consequently, we may not be able to give you full insight in the risks of your investments based on these reports. Please revert to our website for a glossary and the prospectus.

